




# GARD LT4

THE BEST QUALITY AT  
THE BEST VALUE  
FOR PASSAGES UP TO 4M

**CAME** 

[CAME.COM](http://CAME.COM)





**PASSAGE WIDTH CLEARANCE**  
**from 2.5 to 4 meters**

**MCBF**  
**1.5 million cycles**

Tested for intensive use up to  
**300 CYCLES/hour.**

## **GARD LT4** **FEATURES**

### **RELIABLE**

thanks to the 24V DC motor with ENCODER and ADVANCED SPEED CONTROL for monitoring the forces applied to the boom.

### **FAST AND EFFICIENT**

with maximum speed from 2 to 4 seconds depending on the length of the boom

### **ADVANCED ELECTRONIC**

developed with CONNECT technology and MODBUS protocol.

### **SLIMLINE BOOM**

with reflective stickers.

### **SAFE**

Compliant with EN 12453, it can easily pass impact tests.

### **CUSTOMISABLE FINISH**

Galvanised and painted steel cabinet (RAL 2004) as standard, also available in AISI 304 stainless steel or any other RAL colour on request.

## ADVANCED SPEED CONTROL

The modern 24V DC gearmotor equipped with encoder brings advanced speed management. Thanks to this innovative feature the movement is smooth and constant during opening and closing, without compromising the integrity of the mechanical system and the boom itself.

The control board continuously analyses the forces acting on the boom, adjusting the speed according to the parameters measured, guaranteeing durability and reliability in all weather conditions.



## INTEGRATED PHOTOCELLS

Photocells and control accessories can be installed directly onto the barrier cabinet, thanks to the pre-configured mounting points.

## SINGLE BALANCING SPRING

CAME's R&D department has developed a practical variable balancing system, which allows a single spring to be connected to the balancing lever at different predefined points.

It is therefore no longer necessary to have specific springs for different boom lengths.



## DOWNSIDE SKIRT

The folding aluminium skirt is available as 1721mm modular sections that can be affixed together, with rubber stopper and two connection brackets.



## ZL392-C CONTROL BOARD


The control board is placed directly beneath the upper cabinet cover. All configuration and maintenance can therefore be carried out comfortably standing upright, with the cabinet closed, in total safety. The advanced control board of Gard LT4 is protected by an ABS cover, and includes:

- Command inputs and inputs for safety accessories configurable both as N.C. contacts and resistive contacts (8k2).
- Output for accessories and LED strip.
- Connector for fixed code radio receiver and rolling code up to 250 users (AF435/AF868).
- Terminals for external keyboard or RFID reader (R800/R700).
- CAME KEY slot for smart configuration from smartphone.
- MEMORY ROLL for saving the configurations.
- Serial ports for CONNECT technology, for combined/interlocked barriers or Modbus protocol integration.

## BATTERY-POWERED EMERGENCY SYSTEM

In the event of a blackout or in any emergency situation where an electrical problem occurs, Gard LT4 can operate in complete safety thanks to an auxiliary battery backup system (optional).

During normal operation with mains power supply, the system keeps the batteries fully charged in order to guarantee maximum reliability as soon as an emergency occurs.



# BARRIER ACCESSORIES



**001G0401**  
White painted aluminium boom with end cap. Section 60 x 40 mm, boom length: 4.2 m.




**001G0403**  
Red rubber shockproof edge with end caps.



**803XA-0580**  
White LED strips for booms up to 4-m long.



**001G0461**  
Package of 24 red, reflective, adhesive strips.



**803XA-0340**  
Painted aluminium skirt. 1720 mm module complete with junction brackets.



**001G0402**  
Tubular section boom made of white, painted aluminium. Ø 60 mm, boom length: 4.2 m.



**803XA-0590**  
Fastening flange for 001G0402.



**803XA-0440**  
Swing rest - skirt support bracket.



**803XA-0630**  
Heating system for operators installed in cold areas.



**803XA-0300**  
Auxiliary contacts unit for detecting the boom position.



**803XA-0330**  
Swing rest.



**001G02807**  
Fixed rest.



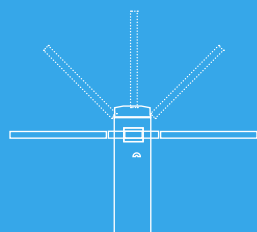
**806LA-0060**  
Flashing lights.



**803XA-0290**  
Control card kit for operating during power outages and for recharging batteries, with battery housing.



Intermediate plate



## EASY START-UP

Boom can be installed right- or left-hand. Thanks to a dedicated intermediate plate, GARD LT4 allows installer to easily change the opening direction even after installation, with no need for disassembling any components.

### Start it up in only three steps!

- 1 - Choose the opening direction
- 2 - Choose the boom length
- 3 - Run the first calibration

# LT4 IS CAME CONNECTED

REMOTE CONTROL, REMOTE MONITORING, REMOTE MANAGEMENT

Take advantage of cloud connectivity via CAME Connect. The benefits to you and your business are huge.



## THE CAME SETUP APP

THE PERFECT ON SITE PARTNER FOR EVERY CAME INSTALLER



### REMOTE DIAGNOSTICS

Real time information supplied directly to your smart phone via the cloud so that you can monitor your LT4 from anywhere in the world.

### CONNECTED CUSTOMER LIST

Manage all your automation systems by customer name and location.

### SIMPLE ACCOUNT SET UP

Simply register your details as an installer and you're away!

### SYSTEM CONFIGURATION

Transfer 95% of the system configuration to your phone, making it quicker than ever to get the LT4 system working.

### TRANSMITTER MANAGEMENT

Simply scan the QR code on the remote packaging to easily add a transmitter to the system.

### EVENT LOG

One of the most useful aspects of CAME Connect is being able to view the event log and monitor what events have happened on the system and when.

### MAKE CHANGES ON THE GO

Make simple system configuration changes from your mobile - no need to visit site!

### DEVICE LIST

Monitor all of your Connected devices by site. Know their status, see faults, monitor openings. All from within the app.

### SUPPORT REQUESTS

Manage all of your support requests for every managed site in one place.

### TRANSFER HISTORY

Manage and log all of the systems you own and manage and those that you have transferred to your customer.

### CUSTOMER TRANSFER

Once you've set up the LT4, its now time to decide if you want to pass on access to your customer so they can experience all the benefits of Connect.



## CAME CONNECT WEB PORTAL

THE PERFECT CONNECTED OFF SITE PARTNER FOR EVERY CAME INSTALLER



### EASILY CREATE CUSTOM SCENARIOS

Create an easy to action list of scenarios that run seamlessly in the background.

### CREATE ACCESS CONTROL SYSTEMS

Add and remove user access and create an easy to use access control system online via CAME Connect.

### MANAGE SITE MAPPING

View and manage all of your installations on an easy to navigate site map.

### MANAGE SUPPORT REQUESTS

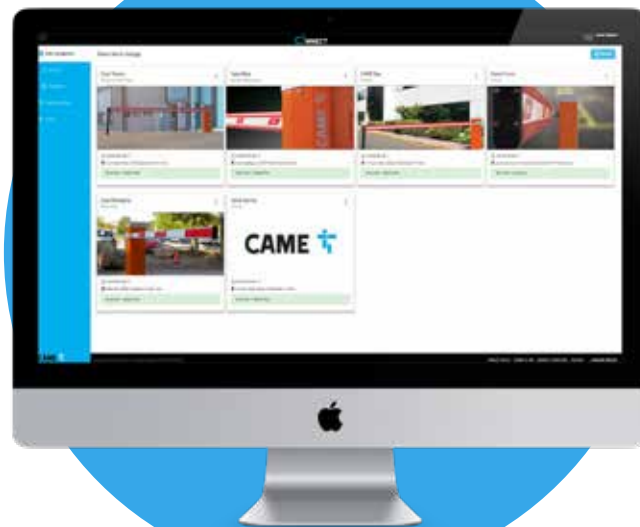
Manage all of your support requests for every managed site via the web platform.

### ADD A MAINTENANCE CALENDAR

Use the powerful calendar tool within CAME Connect to create maintenance schedules that automatically alert you when services are due.

### MANAGE EXCLUSION CALENDERS

Manage a site exclusion schedule with the simple to use calendar function.



# OTHER WAYS TO CONNECT

## WIFI & BLUETOOTH CONNECTIVITY OPTIONS FOR LT4



### PLUGIN WIFI GATEWAY

- ✓ Super-fast set-up.
- ✓ Connects the automation to Connect cloud using home WiFi.
- ✓ Control up to three CAME operators.
- ✓ Can operate as a stand alone bluetooth device with activation for up to 5 devices.
- ✓ Connects directly into the dedicated port on the board or via the RSE slot.
- ✓ Compatible with Amazon Alexa & Google Home

Best used when the automation is close to home's router and can receive a strong WiFi signal.

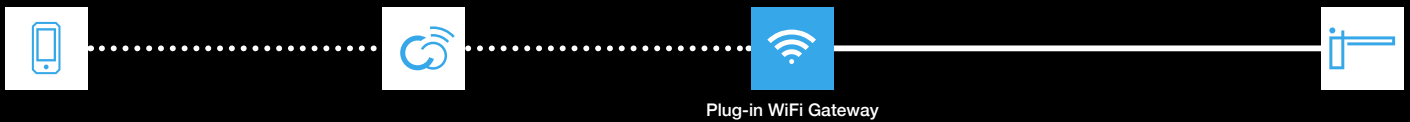


### PLUGIN RADIO SLV MODULE


- ✓ Connects directly to the automation, making an 868 radio-relay link with the QBE and GSM gateways.
- ✓ Easy to connect directly into board using the dedicated port on the board or via the RSE slot.
- ✓ Used with the RSLV001 and connected directly to the automation, making an 868 radio-relay link with the QBE/RETH.
- ✓ Communicates wirelessly up to 100m with the QBE or RGSM.
- ✓ Easy third-party activation & functional switching.

Best used when you are trying to connect third party products. Must be used in conjunction with a gateway.

### WIFI GATEWAY CONNECTION



### RADIO SLV CONNECTION



# GARD LT4 KITS - 1.5 MILLION MCBF

## BARRIER FOR ROAD WIDTHS UP TO 4M



**FREE GSM CONNECT MODULE**  
 & 3 year **INCE 480mb SIM**  
**WITH EVERY KIT**

\*8K01RB-0720 kit shown

### GARD LT4 KIT RANGE

| Kit Code    | Description   |
|-------------|---|
| 8K01RB-0722 | Gard LT4 barrier kit with tubular boom for road widths of up to <b>4m</b> . Galvanised steel and painted cabinet.     |
| 8K01RB-0720 | Gard LT4 barrier kit with rectangular boom for road widths of up to <b>4m</b> . Galvanised steel and painted cabinet. |

### THE COMPLETE RANGE

| Kit Code   | Description   |
|------------|---|
| 803BB-0370 | GLT40AOS - Automatic barrier with irreversible 24 V DC operator with encoder; galvanised steel and painted cabinet with set up for fitting accessories. Balancing spring included. Power supply 220 - 230 V AC. |
| 803BB-0390 | GLT40ACS - Automatic barrier with irreversible 24 V DC operator with encoder; galvanised steel cabinet with customized RAL painting and set up for fitting accessories.   |
| 803BB-0400 | GLT40AX4 - Automatic barrier with irreversible 24 V DC operator with encoder; AISI 304 satin-finish steel cabinet with set up for fitting accessories. Balancing spring included. Power supply 220 - 230 V AC.  |

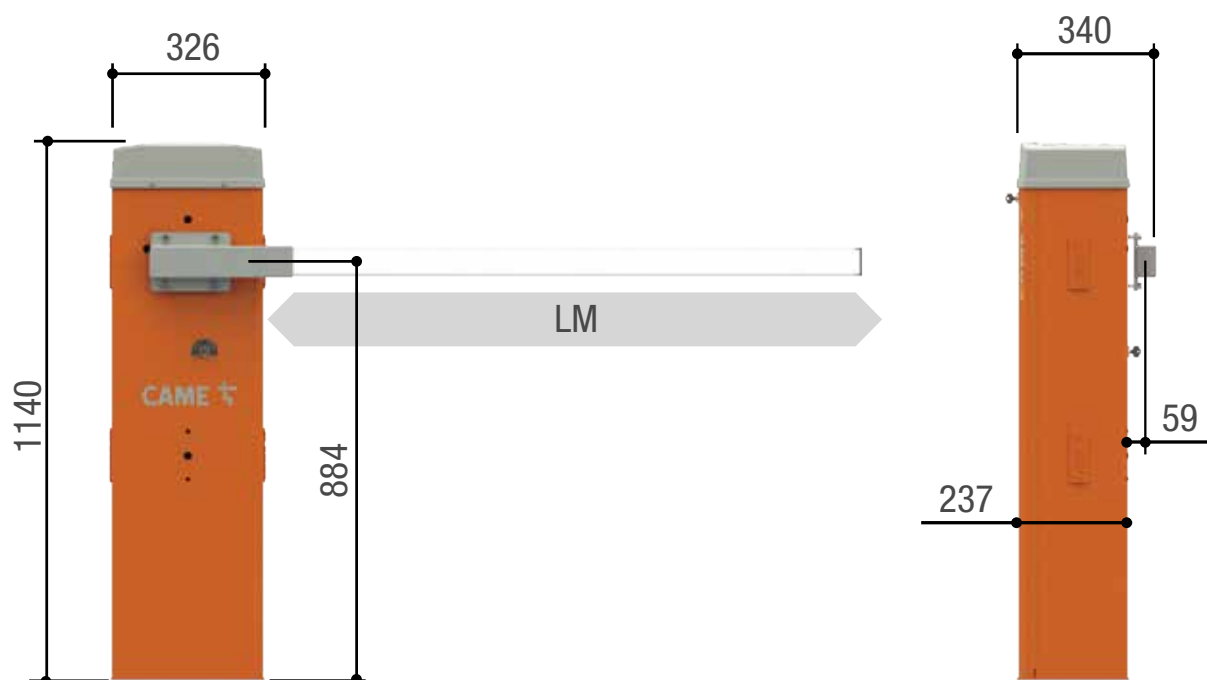
### KIT CONTENTS

- Barrier with built in control panel
- White painted boom
- Fixed rest
- White LED strips
- Connecting cable
- Package of 20 red, reflective, adhesive strips
- Pair of photocells
- **Free GSM Connect module**
- **Free 3 year 480Mb SIM**
- Full instruction manual and Setup Guide
- Red shockproof rubber edge (8K01RB-0720 only)



**DOWNLOAD THE LATEST PRICE LIST**  
 In order to ensure that you have the very latest pricing, please scan the QR code to download the most up to date price list.

# DIMENSIONS



LM = Max. net clearance width 4 m

## OPERATIONAL LIMITS

| MODELS                       | 803BB-0370 | 803BB-0390 | 803BB-0400 |
|------------------------------|------------|------------|------------|
| Max. net clearance width (m) | 4          | 4          | 4          |

● 24 V DC

## TECHNICAL CHARACTERISTICS

| MODELS                      | 803BB-0370                           | 803BB-0390                           | 803BB-0400                           |
|-----------------------------|--------------------------------------|--------------------------------------|--------------------------------------|
| Protection rating (IP)      | 54                                   | 54                                   | 54                                   |
| Power supply (V - 50/60 Hz) | 220 - 230 AC                         | 220 - 230 AC                         | 220 - 230 AC                         |
| Power supply to motor (V)   | 24 DC                                | 24 DC                                | 24 DC                                |
| Power (W)                   | 190                                  | 190                                  | 190                                  |
| Opening time at 90° (s)     | 2 ÷ 6                                | 2 ÷ 6                                | 2 ÷ 6                                |
| Cycles/Hour                 | 300                                  | 300                                  | 300                                  |
| Operating temperature (°C)  | -20 ÷ +55 (-40 with art. 803XA-0630) | -20 ÷ +55 (-40 with art. 803XA-0630) | -20 ÷ +55 (-40 with art. 803XA-0630) |
| RAL color                   | 2004                                 | CUSTOMISED                           | SATIN-FINISH                         |

● 24 V DC



#### **CAME UK - North**

Unit 1B  
Sills Road  
Willow Farm Business Park  
Castle Donington  
DE74 2US

**Tel:** 0115 921 0430

#### **CAME UK - South**

Liberta House  
Maxted Road  
Maylands Ind. Est.  
Hemel Hempstead  
Herts  
HP2 7DX

**Tel:** 01442 230 800

All list prices are GBP (£) excluding VAT.

#### **CAME - Ireland**

Unit 9  
The Westway Centre  
Ballymount  
Dublin 12

**Tel:** +353 (0)1 450 7442

All list prices are IE (€) excluding VAT.



© LT40623 - 2023 - EN  
YOU MAY NOT EVEN PARTIALLY REPRODUCE THIS DOCUMENT  
CAME RESERVES THE RIGHT TO MAKE ANY CHANGES TO THIS DOCUMENT AT ANY TIME  
THE DATA AND INFORMATION SHOWN IN THIS CATALOGUE ARE SUBJECT TO CHANGE WITHOUT OBLIGATION TO GIVE PRIOR NOTICE BY CAME S.P.A, E&OE



**CAME S.p.A.**  
Came cancelli automatici S.p.A.  
is certified for Quality and Environment  
**UNI EN ISO 9001**  
**UNI EN ISO 14001**  
**BS OHSAS 18001**

**[CAME.COM/UK](https://www.came.com/uk)**